



Ossa TR280i Shock Adjustment


Remove seat, removing front cover is optional, remove spark plug




Removing the spark plug will allow a 3mm allen wrench to reach the rebound damping adjustment, increase and decrease by clicks



Shorten the end of a 3 mm allen wrench to allow it to fit between the exhaust and shock.



The top adjustment is for compression damping and is adjusted by clicks.



Spring adjustment is a double lock nut, can be adjusted using a drift or removing the exhaust will give full access for using the appropriate tool.

